



**DIGITAL
INSPECTION**

- All-One
- VersaCam
- Mac3
- SmartCam-Ultra
- SmartCam-Ultra AF

Sciencescope International at a Glance

Eddy Lin founded Sciencescope in 1995 to meet the growing need for reliable and affordable general-purpose optical and video inspection solutions for the electronics and PCB industries. Surface Mount Technology was a new concept. At that time, inspection=magnifier, and Eddy realized a demand for more magnification for inspection and rework. The name Sciencescope consists of two words, Scientific and microscope.

"My educational background is in optical system design, leading microscope, and telescope. So I chose the Stereo zoom microscope as the suitable solution for SMT because this scope provides a 3D image through a range of magnifications, perfect for the new market demand. "

The company began with basic stereo zoom microscopes used for SMT inspection and reworking circuit boards and electromechanical assemblies with a commitment to quality, value, and support. Over the past 26 years, Sciencescope has become a complete inspection solution provider. Offering offline and inline X-Ray systems, Video coordinate measurement systems, Video inspection systems, and microscopes to meet various applications and manufacturing quality requirements.

TABLE OF CONTENT

04-05	ALL-ONE DIGITAL CAMERA	18	SMART CAM-ULTRA AUTOFOCUS MACRO INSPECTION SYSTEMS
06-07	ALL-ONE DIGITAL INSPECTION SYSTEMS	19	SMART CAM-ULTRA AUTOFOCUS MICRO INSPECTION SYSTEMS
08-09	VERSA CAM	20-21	SMART CAM-ULTRA
10-11	VERSA CAM MACRO DIGITAL INSPECTION SYSTEMS	22	SMART CAM 4K MACRO INSPECTION
12-13	MAC3 CAMERA & MONITOR COMBINATION	23	SMART CAM 4K MICRO INSPECTION
14-15	MAC3 ERGONOMIC INSPECTION SYSTEMS	24	MZ7A MICRO ZOOM OPTICS
16-17	SMART CAM 4K AF	25	MZ7A MICRO ZOOM CONFIGURATION CHART
		26	NAVITAR ZOOM 7000 MACRO LENS
		27	COMPUTAR MACRO ZOOM



ALL-ONE DIGITAL CAMERA

CC-SMART-A1

The All-One Camera is an advanced all-in-one inspection solution—all you need to inspect or convert a microscope system into a powerful digital inspection tool. All-One(AO) includes internally controlled optics, integrated image processing and capture software, measuring tools with an onscreen magnification display, integrated LED lighting, and a mounting adapter.

Experience full HD image quality with no image delay—the perfect solution for those wishing to digitize and simplify their inspection process.

They are ergonomically designed, allowing for less operator fatigue and improved production efficiency—simple, fast, high-quality inspection. Ideal for repair, rework assembly, and quality control in any manufacturing industry.


ALL-ONE CAMERA OVERVIEW & FEATURES

- Optics include five groups of 16 elements with a 20X zoom ratio. Up to 50x optics magnification
- Motorized Zoom
- Auto and manual focus
- 195mm standard working distance with 156-196mm depth of field
- Field of view 200mm x 112.5mm at low magnification. Field of view 10mm x 5.6mm at high magnification.
- Removable/Integrated LED ring light
- 76mm diameter adapter bracket and 1/4" 20 mounting thread for mounting
- Sony 1/2.8" 1080P CMOS with a high signal-to-noise ratio
- Output HDMI to monitor with 1080P@60FPS
- SD card storage for 1080P pictures and video
- Embedded mouse control panel, Measurement Toolbar, Comprehensive Control Toolbar, Auto-focus and zoom control panel
- Onscreen magnification display









ALL-ONE INTEGRATED SOFTWARE FEATURES

- Live measurement tools
- Image and video capture to SD card or USB Flash drive
- Split-screen live image/captured image comparison
- Image and video gallery / Image and video review
- Export measurement data to SD card or USB Flash
- Wireless mouse control





Integrated Software with Conveniently Located Control Bar

- | | | | |
|---|--|---|---|
|  | Digital Zoom / Increase Magnification |  | Auto Focus/ Optical Zoom Menu |
|  | Digital Zoom / Decrease Magnification |  | Side-by-Side Live/Captured Image Comparison |
|  | Flip Image Horizontal |  | File Explorer |
|  | Mirror Image Vertical |  | Settings |
|  | Freeze Image / Unfreeze Image Toggle |  | Gallery / Image Preview / SD Card Management |
|  | Digital Line Generator | | |



CMOS

HDMI™

USB^B



ALL-ONE DIGITAL INSPECTION SYSTEMS

MAC-PK1-A1



- Features NEW 1080p HDMI/USB All-One camera with integrated optics (50x Max)
- Integrated diffused LED ring light
- Mounting adapter
- Integrated measuring software
- SD or USB card capture
- Includes 23" HD LCD monitor

MAC-PK3-A1



- Features NEW 1080p HDMI/USB All-One camera with integrated optics (50x Max)
- Integrated diffused LED ring light
- Mounting adapter
- Integrated measuring software
- SD or USB card capture
- Includes 23" HD LCD monitor
- Capture software
- Heavy duty articulating arm stand

MAC-PK5S-A1



- Features NEW 1080p HDMI/USB All-One camera with integrated optics (50x Max)
- Integrated diffused LED ring light
- Mounting adapter
- Integrated measuring software
- SD or USB card capture
- Includes 23" HD LCD monitor

MAC-PK5D-A1



- Features NEW 1080p HDMI/USB All-One camera with integrated optics (50x Max)
- Integrated diffused LED ring light
- Mounting adapter
- Integrated measuring software
- SD or USB card capture
- Includes 23" HD LCD monitor
- Capture software
- Dual arm boom stand

ALL-ONE INSPECTION SYSTEM SPECIFICATIONS

ALL-ONE OPTICAL SPECIFICATIONS

Working Distance (mm)	156 - 196
Zoom Range	0,028X to 0.56X
MTF (lp/mm)	160
Distortion	0.5%
FOV@1.0X (mm)	200 X 112.5
FOV@20X (mm)	10 x 5.6

ALL-ONE LED LIGHT SPECIFICATIONS

LED	8CREE XP-E2 @ 137 Lumen each
Color	White
Power	3V/3A
Inner Dia (mm)	50
Out Dia (mm)	76
FOV@20X (mm)	10 x 5.6

ALL-ONE CAMERA SPECIFICATIONS

Sensor & Size (mm)	Sony IMS462LQR-C1/2.8" (5.57 X 3.13)
Pixel (µm)	2.9 x 2.9
G Sensitivity Dark Signal	921 mv with 1/30s and 0.15 mv with 1/30s
FPS/Resolution	60FPS @ 1920x1080
Binning	1x1
Exposure	0.06ms ~ 918



VERSA CAM

CC-HDMI-CD2

Our industry-standard Macro video/digital inspection systems now feature the powerful Versa-Cam. The Versa-Cam can be used as a “live image” HD (1080p) camera connected to a monitor using an HDMI cable or as a USB 2.0 camera with a USB cable connected to any computer or Windows Tablet. Now the choice between live HD monitor inspection and high-resolution USB camera capture and annotation is made at the camera...not between cameras.

HD/ HDMI MODE FEATURES

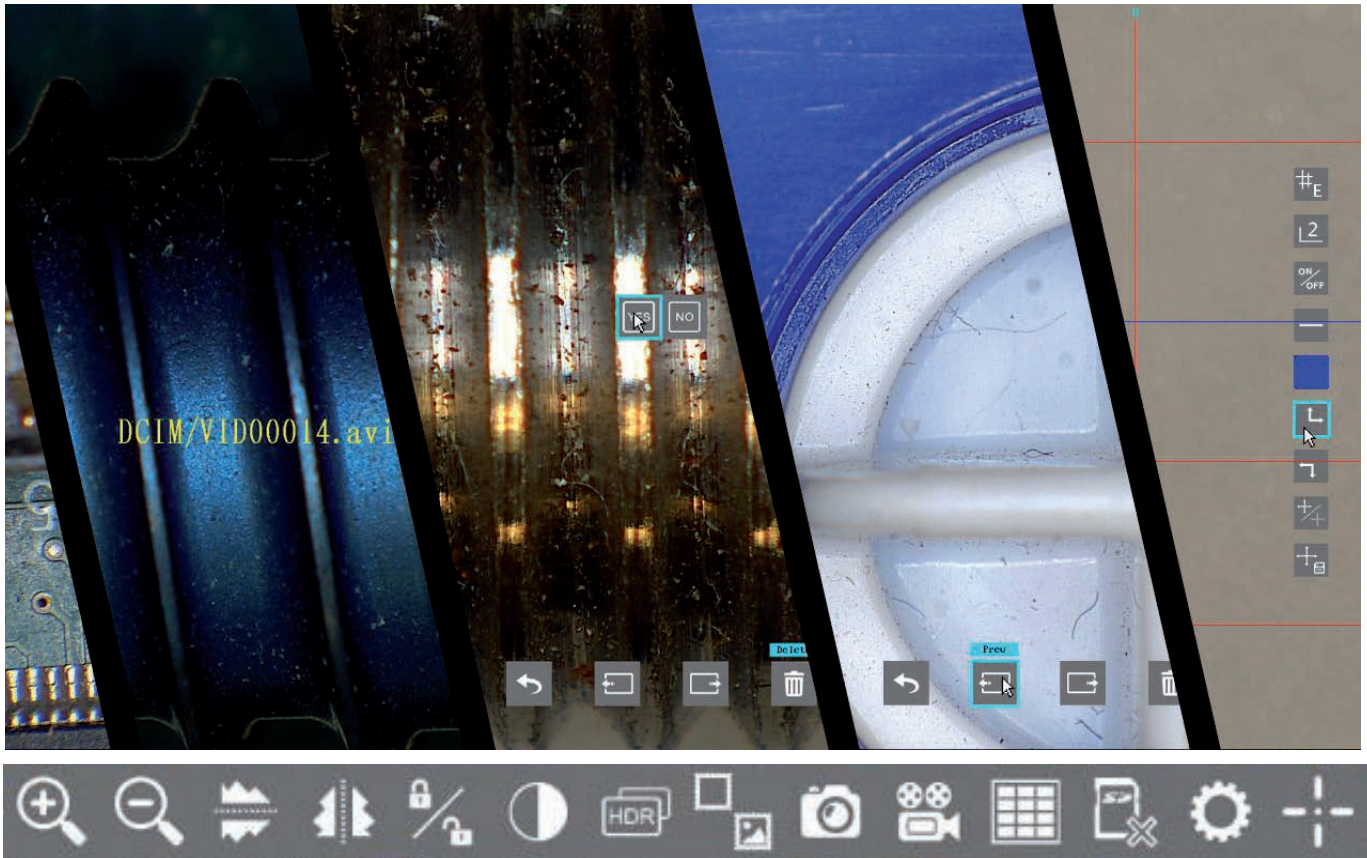
- 1080p (1920 x 1080) HD images @ 60fps
- Onscreen control bar and setting menu
- Image and video capture to SD card
- Split-screen live image | Capture image comparison (picture-to-picture)
- Image and video gallery/ Image and video review
- Vertical and horizontal line generator
- Save line generator configurations
- Wireless mouse support and control

USB 2.0 MODE FEATURES















- 2 Mega-pixel resolution
- Image and Video capture w/Windows 10 camera app
- Email, Save, or Print software
- Image and video capture with the included software
- Annotation and drawing tools on live or captured images
- Send images directly to the local file location or network
- Time and date stamp images
- Includes DirectShow drivers
- Upgrade software with FOV measurements tools

VERSA-CAM (CC-HDMI-CD2) | SPECIFICATIONS

Image Sensor	1/2.86 Inch Panasonic FULL HD 2.0 Megapixel	Freeze Image	Yes
Effective Pixels	1920 X 1080	HDR	Yes
Frame Rate	60fps	Edge Enhancements/ Sharpening	Yes
Definition	More than 1200 lines	SD card slot	Up to 32GB SD Card
Housing	Aluminum/ Plastic	Crosshair	Multi-Color, small or large
White Balance	Automatic/Manual/Continuous	Horizontal/ Vertical lines	Multi-Color, two lines for each (Position can be adjusted)
Brightness Control	Automatic/Manual/Continuous	Noise Reduction	Support
Color	R/G/B adjustable	HDMI	1080p
Edge Enhancement	Yes	USB	USB 2.0
OSD:	Yes, In HDMI mode		



Integrated Software with Conveniently Located Control Bar

	Digital Zoom / Increase Magnification		Side-by-Side Live/Captured Image Comparison
	Digital Zoom / Decrease Magnification		Still Image Capture
	Flip Image Horizontal		Video Capture
	Mirror Image Vertical		Gallery / Image Preview / SD Card Management
	Freeze Image / Unfreeze Image Toggle		Clear SD Card and SD Format
	Color to Black and White Toggle		Settings Menu
	High Dynamic Range Toggle		Integrated Video Caliper and Crosshair



CMOS

HDMI™

USB



VERSACAM MACRO DIGITAL INSPECTRION SYSTEMS

MAC-PK1-R3



- *MACRO video zoom optics (up to 65x magnification with 8" working distance)*
- *Extended post stand*
- *NEW high-intensity LED ring light with polarizer (IL-LED-R3)*
- *NEW 1080p HDMI/USB camera (Includes SD card, HDMI cable, USB cable, and mouse)*
- *23" HD LCD monitor*

MAC-PK1-E2D



- *MACRO video zoom optics (up to 65x magnification with 8" working distance)*
- *Extended post stand*
- *Diffused compact LED ring light (IL-LED-E2D)*
- *Features NEW 1080p HDMI/USB camera (Includes SD card, HDMI cable, USB cable, and mouse)*
- *23" HD LCD monitor*
- *Capture software*

MAC-PK3-R3



- *MACRO video zoom optics (up to 65x magnification with 8" working distance)*
- *HEAVY DUTY articulating arm with 15" vertical post*
- *NEW high-intensity LED ring light with polarizer (IL-LED-R3)*
- *Features NEW 1080p HDMI/USB camera (Includes SD card, HDMI cable, USB cable, and mouse)*
- *23" HD LCD monitor*

MAC-PK3-E2D



- *MACRO video zoom optics (up to 65x magnification with 8" working distance)*
- *HEAVY DUTY articulating arm with 15" vertical post*
- *Diffused compact LED ring light (IL-LED-E2D)*
- *Features NEW 1080p HDMI/USB camera (Includes SD card, HDMI cable, USB cable, and mouse)*
- *23" HD LCD monitor*

VERSACAM MACRO DIGITAL INSPECTRION SYSTEMS

MAC-PK5D-R3



- *MACRO video zoom optics (up to 65x magnification with 8" working distance)*
- *Dual arm boom stand*
- *NEW high-intensity LED ring light with polarizer (IL-LED-R3)*
- *Features NEW 1080p HDMI/USB camera (Includes SD card, HDMI cable, USB cable, and mouse)*
- *23" HD LCD monitor*

MAC-PK5D-E2D



- *MACRO video zoom optics (up to 65x magnification with 8" working distance)*
- *Dual arm boom stand*
- *Diffused compact LED ring light (IL-LED-E2D)*
- *Features NEW 1080p HDMI/USB camera (Includes SD card, HDMI cable, USB cable, and mouse)*
- *23" HD LCD monitor*
- *Capture software.*

MAC-PK1-E1Q



- *MACRO video zoom optics (up to 90x magnification with 8" working distance)*
- *Extended post stand*
- *Quadrant-controlled LED ring light*
- *Features NEW 1080p HDMI/USB camera (Includes SD card, HDMI cable, USB cable, and mouse)*
- *23" HD LCD monitor*

MAC-PK3-E1Q



- *MACRO video zoom optics (up to 90x magnification with 8" working distance)*
- *HEAVY DUTY articulating arm with 15" vertical post*
- *Quadrant-controlled LED ring light*
- *Features NEW 1080p HDMI/USB camera (Includes SD card, HDMI cable, USB cable, and mouse)*
- *23" HD LCD monitor*

MAC-PK5D-E1Q



- *MACRO video zoom optics (up to 90x magnification with 8" working distance)*
- *Dual arm boom stand*
- *Quadrant-controlled LED ring light*
- *Features NEW 1080p HDMI/USB camera (Includes SD card, HDMI cable, USB cable, and mouse)*
- *23" HD LCD monitor*

MAC3 CAMERA & MONITOR

CC-HDMI-12H



The New MAC3 Camera (Part number: CC-CMC-12H) from ScienScope is an all-in-one camera with an integrated monitor and software. The MAC3 Camera can be used as a “live image” HD (1080p) camera or as a USB 2.0 camera with a USB cable connected to any computer or Windows Tablet. The Camera can be connected to any microscope or optical system with a C mount so you can instantly upgrade your system. With a monitor mounted directly to the Camera, a limited workspace is never a problem, and your ergonomics will also improve.

HD/ HDMI MODE FEATURES

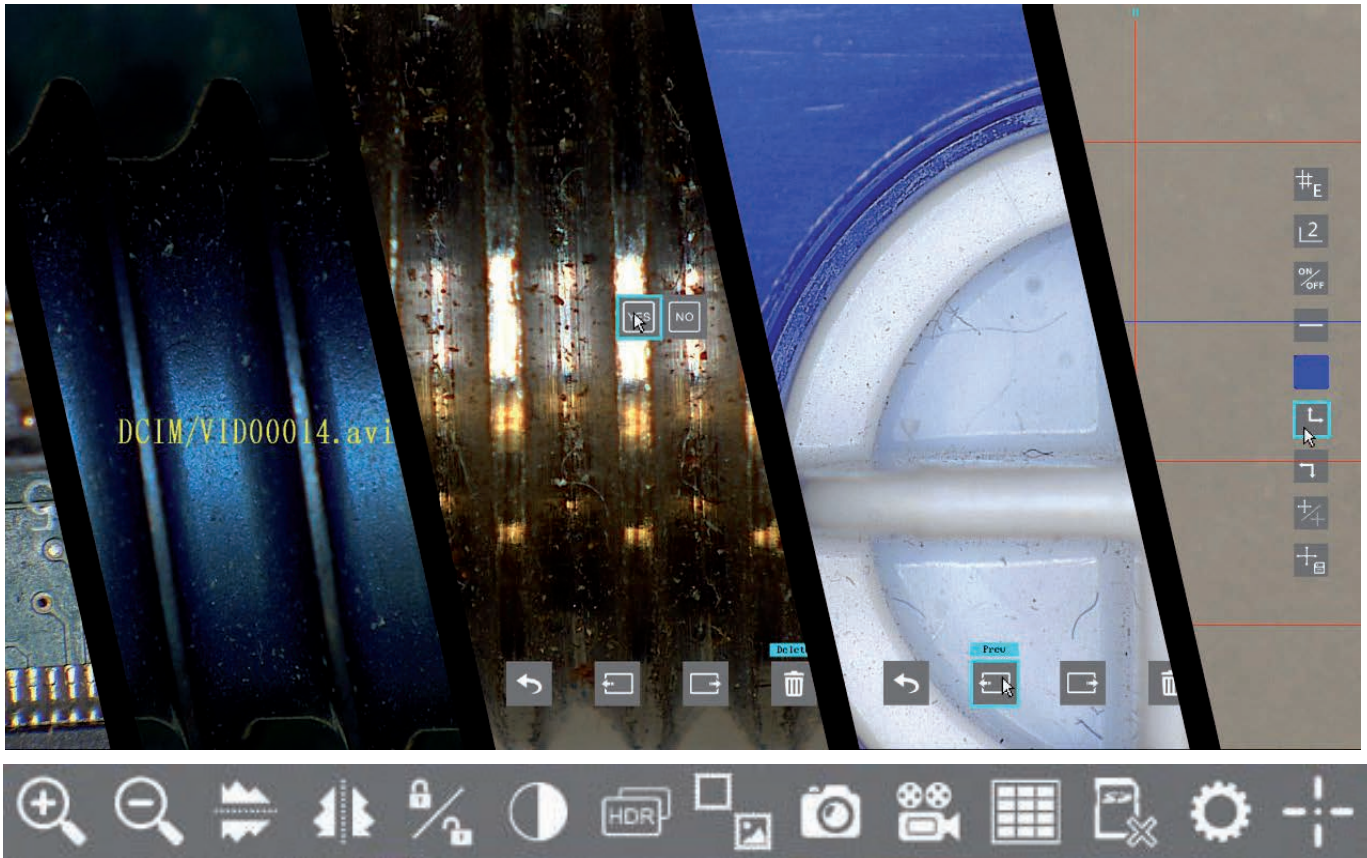
- 1080p (1920 x 1080) HD images @ 60fps
- Onscreen control bar and setting menu
- Image and video capture to SD card
- Split-screen live image | Capture image comparison (picture-to-picture)
- Image and video gallery/ Image and video review
- Vertical and horizontal line generator
- Save line generator configurations
- Wireless mouse support and control

USB 2.0 MODE FEATURES















- 2 Mega-pixel resolution
- Image and Video capture w/Windows 10 camera app
- Email, Save, or Print software
- Image and video capture with the included software
- Annotation and drawing tools on live or captured images
- Send images directly to the local file location or network
- Time and date stamp images
- Includes DirectShow drivers
- Upgrade software with FOV measurements tools

MAC3 CAMERA (CC-HDMI-12H) | SPECIFICATIONS

Image Sensor	1/2.86 Inch Panasonic FULL HD 2.0 Megapixel	Freeze Image	Yes
Effective Pixels	1920 X 1080	HDR	Yes
Frame Rate	60fps	Edge Enhancements/ Sharpening	Yes
Definition	More than 1200 lines	SD card slot	Up to 32GB SD Card
Housing	Aluminum/ Plastic	Crosshair	Multi-Color, small or large
White Balance	Automatic/Manual/Continuous	Horizontal/ Vertical lines	Multi-Color, two lines for each (Position can be adjusted)
Brightness Control	Automatic/Manual/Continuous	Noise Reduction	Support
Color	R/G/B adjustable	HDMI	1080p
Edge Enhancement	Yes	USB	USB 2.0
OSD:	Yes, In HDMI mode		



Integrated Software with Conveniently Located Control Bar

	Digital Zoom / Increase Magnification		Side-by-Side Live/Captured Image Comparison
	Digital Zoom / Decrease Magnification		Still Image Capture
	Flip Image Horizontal		Video Capture
	Mirror Image Vertical		Gallery / Image Preview / SD Card Management
	Freeze Image / Unfreeze Image Toggle		Clear SD Card and SD Format
	Color to Black and White Toggle		Settings Menu
	High Dynamic Range Toggle		Integrated Video Caliper and Crosshair



CMOS

HDMI™

USB-B



MAC3 ERGONOMIC INSPECTION SYSTEMS

MAC3-PK1-R3



- *MACRO video zoom optics (up to 40x magnification with 8" working distance)*
- *Extended post stand*
- *1080p HD camera and 12" LCD monitor combination*
- *NEW high-intensity LED ring light with polarizer (IL-LED-R3)*
- *All systems include a camera/monitor combo with an 8GB SD card, wireless mouse, USB cable, power supply, and Image capture software*

MAC3-PK1-E2D



- *MACRO video zoom optics (up to 40x magnification with 8" working distance)*
- *Extended post stand*
- *1080p HD camera and 12" LCD monitor combination*
- *Diffused compact LED ring light. (IL-LED-E2D)*
- *All systems include a camera/monitor combo with an 8GB SD card, wireless mouse, USB cable, power supply, and Image capture software*

MAC3-PK3-R3



- *MACRO video zoom optics (up to 40x magnification with 8" working distance)*
- *Heavy duty articulating arm with vertical post and clamp*
- *1080p HD camera and 12" LCD monitor*
- *NEW high-intensity LED ring light with polarizer (IL-LED-R3)*
- *All systems include a camera/monitor combo with an 8GB SD card, wireless mouse, USB cable, power supply, and Image capture software*

MAC3-PK3-E2D



- *MACRO video zoom optics (up to 40x magnification with 8" working distance)*
- *Heavy duty articulating arm with vertical post and clamp*
- *1080p HD camera and 12" LCD monitor combination*
- *Diffused compact LED ring light. (IL-LED-E2D)*
- *All systems include a camera/monitor combo with an 8GB SD card, wireless mouse, USB cable, power supply, and Image capture software*

MAC3-PK5D-R3



- *MACRO video zoom optics (up to 40x magnification with 8" working distance)*
- *Dual arm boom stand*
- *1080p HD camera and 12" LCD monitor*
- *NEW high-intensity LED ring light with polarizer (IL-LED-R3)*
- *All systems include a camera/monitor combo with an 8GB SD card, wireless mouse, USB cable, power supply, and Image capture software*

MAC3 ERGONOMIC INSPECTION SYSTEMS

MAC3-PK5S-R3



- *MACRO video zoom optics (up to 40x magnification with 8" working distance)*
- *Single arm boom stand*
- *1080p HD camera and 12" LCD monitor combination*
- *NEW high-intensity LED ring light with polarizer (IL-LED-R3)*
- *All systems include a camera/monitor combo with an 8GB SD card, wireless mouse, USB cable, power supply, and Image capture software*

MAC3-PK5D-E2D



- *MACRO video zoom optics (up to 40x magnification with 8" working distance)*
- *Dual arm boom stand*
- *1080p HD camera and 12" LCD monitor combination*
- *Diffused compact LED ring light (IL-LED-E2D)*
- *All systems include a camera/monitor combo with an 8GB SD card, wireless mouse, USB cable, power supply, and image capture software*

MAC3-PK5S-E2D



- *MACRO video zoom optics (up to 40x magnification with 8" working distance)*
- *Single arm boom stand*
- *1080p HD camera and 12" LCD monitor combination*
- *Diffused compact LED ring light (IL-LED-E2D)*
- *All systems include a camera/monitor combo with an 8GB SD card, wireless mouse, USB cable, power supply, and image capture software*

MAC3-PK3-E1Q



- *MACRO video zoom optics (up to 40x magnification with 8" working distance)*
- *Heavy duty articulating arm with vertical post and clamp*
- *1080p HD camera and 12" LCD monitor combination*
- *Quadrant-controlled LED ring light*
- *All systems include a camera/monitor combo with an 8GB SD card, wireless mouse, USB cable, power supply, and image capture software*

MAC3-PK5D-E1Q



- *MACRO video zoom optics (up to 65x magnification with 8" working distance)*
- *Dual arm boom stand*
- *NEW high-intensity LED ring light with polarizer (IL-LED-R3)*
- *Features NEW 1080p HDMI/USB camera (Includes SD card, HDMI cable, USB cable, and mouse)*
- *23" HD LCD monitor*
- *Capture software*

MAC3-PK5S-E1Q



- *MACRO video zoom optics (up to 40x magnification with 8" working distance)*
- *Single arm boom stand*
- *1080p HD camera and 12" LCD monitor combination*
- *Quadrant-controlled LED ring light*
- *All systems include a camera/monitor combo with an 8GB SD card, wireless mouse, USB cable, power supply, and image capture software*



SMARTCAM ULTRA

CC-SMART-4K-AF

The SmartCam-Ultra AF from ScienScope is our most advanced 4k resolution camera. It features a vivid 4K image to a live monitor (HDMI) or 8.2 Megapixel image via USB 3.0 and WiFi to a computer. Includes a host of onboard image processing and measurement tools accessible using a mouse connected to the camera via its onboard software. Capture images to SD card, USB Flash drive, USB 3.0, and WiFi.

Measure anything using the onboard field of view measuring tools, DXF overlay, or multi-line generator. Export your measurement data and images with measured objects!

HD/ HDMI MODE FEATURES


- Live measurement and annotation tools
- Image and video capture to SD card or USB Flash drive
- Split-screen live image/captured image comparison
- Image and video gallery / Image and video review
- Export measurement data to SD card or USB Flash
- Wireless mouse control

USB 3.0/WIFI MODE FEATURES

- Image and video capture using Windows 10 camera app
- Measure and annotate using included WiFi and USB 3.0 software
- Image and video capture using the included software
- Directly email or print images
- Export measurement data

SMARTCAM-ULTRA AF (CC-SMART-4K-AF) | SPECIFICATIONS

Image Sensor	1/2.86 Inch Panasonic FULL HD 2.0 Megapixel	Freeze Image	Yes
Effective Pixels	1920 X 1080	HDR	Yes
Frame Rate	60fps	Edge Enhancements/ Sharpening	Yes
Definition	More than 1200 lines	SD card slot	Up to 32GB SD Card
Housing	Aluminum/ Plastic	Crosshair	Multi-Color, small or large
White Balance	Automatic/Manual/Continuous	Horizontal/ Vertical lines	Multi-Color, two lines for each (Position can be adjusted)
Brightness Control	Automatic/Manual/Continuous	Noise Reduction	Support
Color	R/G/B adjustable	HDMI	1080p
Edge Enhancement	Yes	USB	USB 2.0
OSD:	Yes, In HDMI mode		



Integrated Software with Conveniently Located Control Bar

- | | | | |
|---|--|---|---|
|  | Digital Zoom / Increase Magnification |  | Side-by-Side Live/Captured Image Comparison |
|  | Digital Zoom / Decrease Magnification |  | Still Image Capture |
|  | Flip Image Horizontal |  | Auto Focus / Optical Zoom |
|  | Mirror Image Vertical |  | Gallery / Image Preview / SD Card Management |
|  | Color to Black and White Toggle |  | Side-by-Side Live/Captured Image Comparison |
|  | Freeze Image / Unfreeze Image Toggle |  | File Explorer |
|  | Digital Line Generator |  | Settings |
| | |  | Software Info |



CMOS

HDMI™

USB^B

SD™

SMARTCAM-ULTRA AUTOFOCUS MACRO INSPECTION SYSTEMS

MAC-PK1-4KSC-R3-AF



- *MACRO video zoom optics (up to 65x magnification with 8" working distance)*
- *Extended post stand*
- *NEW high-intensity LED ring light with polarizer (IL-LED-R3)*
- *Features NEW 4K HDMI SMARTCAM w/ Autofocus (Includes SD card and mouse)*
- *26" 4k/UHD LED monitor*

MAC-PK1-4KSC-E2D-AF



- *MACRO video zoom optics (up to 65x magnification with 8" working distance)*
- *Extended post stand*
- *Diffused compact LED ring light (IL-LED-E2D)*
- *Features NEW 4K HDMI SMARTCAM (Includes SD card and mouse)*
- *26" 4k/UHD LED monitor*
- *Calibration target included*

MAC-PK5D-4KSC-R3-AF



- *MACRO video zoom optics (up to 65x magnification with 8" working distance)*
- *Dual arm boom stand*
- *NEW high-intensity LED ring light with polarizer (IL-LED-R3)*
- *Features NEW 4K HDMI SMARTCAM w/ Autofocus (Includes SD card and mouse)*
- *26" 4k/UHD LED monitor*

MAC-PK5D-4KSC-E2D-AF



- *MACRO video zoom optics (up to 65x magnification with 8" working distance)*
- *Dual arm boom stand with diffused compact LED ring light (IL-LED-E2D)*
- *Features NEW 4K HDMI SMARTCAM w/ Autofocus (Includes SD card and mouse)*
- *26" 4k/UHD LED monitor*

SMARTCAM-ULTRA AUTOFOCUS MICRO INSPECTION SYSTEMS

MZ7A-PK2-4KSC-AF



- *MZ7A Micro-Zoom video zoom optics (0.5x video coupler, zoom body)*
- *Dual illuminated LED track stand with course and fine focus*
- *Features NEW 4K HDMI SMARTCAM w/ Autofocus (Includes SD card and mouse)*
- *26" 4k/UHD LED monitor*
- *Calibration target included*

MZ7A-PK5D-4KSC-R3-AF



- *MZ7A Micro-Zoom video zoom optics (0.5x video coupler, zoom body)*
- *Dual arm boom stand*
- *NEW high-intensity LED ring light with polarizer (IL-LED-R3)*
- *Features NEW 4K HDMI SMARTCAM w/ Autofocus (Includes SD card and mouse)*
- *26" 4k/UHD LED monitor*
- *Calibration target included*

MZ7A-PK5D-4KSC-E2D-AF



- *MZ7A Micro-Zoom video zoom optics (0.5x video coupler, zoom body)*
- *Dual arm boom stand*
- *Diffused compact LED ring light (IL-LED-E2D)*
- *Features NEW 4K HDMI SMARTCAM w/ Autofocus (Includes SD card and mouse)*
- *26" 4k/UHD LED monitor*

SMARTCAM 4K

CC-SMART-4K

The SmartCam-4K from ScienScope is our most advanced 4k resolution camera. It features a vivid 4K image to a live monitor (HDMI) or 8.2 Megapixel image via USB 3.0 to a computer. Includes a host of onboard image processing and measurement tools accessible using a mouse connected to the camera via its onboard software. Capture images to SD card, USB Flash drive, and USB 3.0.

Measure anything using the onboard field of view measuring tools, DXF overlay, or multi-line generator. Export your measurement data and images with measured objects!



HDMI MODE FEATURES


- Live measurement and annotation tools
- Image and video capture to SD card or USB Flash drive
- Split-screen live image/captured image comparison
- Image and video gallery / Image and video review
- Export measurement data to SD card or USB Flash
- Wireless mouse control

USB 3.0 MODE FEATURES

- Image and video capture using Windows 10 camera app
- Measure and annotate using included WiFi and USB 3.0 software
- Image and video capture using the included software
- Directly email or print images
- Export measurement data

SMARTCAM-ULTRA (CC-SMART-4K) | SPECIFICATIONS

Image Sensor	1/2.86 Inch Panasonic FULL HD 2.0 Megapixel	Freeze Image	Yes
Effective Pixels	1920 X 1080	HDR	Yes
Frame Rate	60fps	Edge Enhancements/ Sharpening	Yes
Definition	More than 1200 lines	SD card slot	Up to 32GB SD Card
Housing	Aluminum/ Plastic	Crosshair	Multi-Color, small or large
White Balance	Automatic/Manual/Continuous	Horizontal/ Vertical lines	Multi-Color, two lines for each (Position can be adjusted)
Brightness Control	Automatic/Manual/Continuous	Noise Reduction	Support
Color	R/G/B adjustable	HDMI	1080p
Edge Enhancement	Yes	USB	USB 2.0
OSD:	Yes, In HDMI mode		



Integrated Software with Conveniently Located Control Bar

- | | | | |
|---|--|---|--|
|  | Digital Zoom / Increase Magnification |  | Side-by-Side Live/Captured Image Comparison |
|  | Digital Zoom / Decrease Magnification |  | Still Image Capture |
|  | Flip Image Horizontal |  | Auto Focus / Optical Zoom Menu |
|  | Mirror Image Vertical |  | Gallery / Image Preview / SD Card Management |
|  | Color to Black and White Toggle |  | Side-by-Side Live / Captured Image Comparison |
|  | Freeze Image / Unfreeze Image Toggle |  | File Explorer |
|  | Digital Line Generator |  | Settings |
| | |  | Software Info |



CMOS

HDMI™

USB^B

SD™

SMARTCAM 4K MACRO INSPECTION SYSTEMS

MAC-PK1-4KSC-R3



- *MACRO video zoom optics (up to 65x magnification with 8" working distance)*
- *Extended post stand*
- *NEW high-intensity LED ring light with polarizer (IL-LED-R3)*
- *Features NEW 4K HDMI SMARTCAM (Includes SD card and mouse)*
- *26" 4k/UHD LED monitor*
- *Calibration target included*

MAC-PK1-4KSC-E2D



- *MACRO video zoom optics (up to 65x magnification with 8" working distance)*
- *Extended post stand*
- *Diffused compact LED ring light (IL-LED-E2D)*
- *Features NEW 4K HDMI SMARTCAM (Includes SD card and mouse)*
- *26" 4k/UHD LED monitor*
- *Calibration target included*

MAC-PK5D-4KSC-R3



- *MACRO video zoom optics (up to 65x magnification with 8" working distance)*
- *Dual arm boom stand*
- *NEW high-intensity LED ring light with polarizer (IL-LED-R3)*
- *Features NEW 4K HDMI SMARTCAM (Includes SD card and mouse)*
- *26" 4k/UHD LED monitor*
- *Calibration target included*

MAC-PK5D-4KSC-E2D



- *MACRO video zoom optics (up to 65x magnification with 8" working distance)*
- *Dual arm boom stand with diffused compact LED ring light (IL-LED-E2D)*
- *Features NEW 4K HDMI SMARTCAM (Includes SD card and mouse)*
- *26" 4k/UHD LED monitor*
- *Calibration target included*

SMARTCAM 4K MICRO INSPECTION SYSTEMS

MZ7A-PK2-4KSC



- *MZ7A Micro-Zoom video zoom optics (0.5x video coupler, zoom body)*
- *Dual illuminated LED track stand with the course and fine focus*
- *Features 4K SmartCam (Includes SD card and mouse)*
- *26" 4k/UHD LED monitor*
- *Calibration target included.*

MZ7A-PK5D-4KSC-R3



- *MZ7A Micro-Zoom video zoom optics (0.5x video coupler, zoom body)*
- *Dual arm boom stand*
- *NEW high-intensity LED ring light with polarizer (IL-LED-R3)*
- *Features 4K SmartCam (Includes SD card and mouse)*
- *26" 4k/UHD LED monitor*
- *Calibration target included*

MZ7A-PK5D-4KSC-E2D



- *MZ7A Micro-Zoom video zoom optics (0.5x video coupler, zoom body)*
- *Dual arm boom stand*
- *Diffused compact LED ring light (IL-LED-E2D)*
- *Features 4K SmartCam (Includes SD card and mouse)*
- *26" 4k/UHD LED monitor*
- *Calibration target included*

MZ7A MICRO ZOOM OPTICS

Sciencescope's MZ7A Micro-Zoom lens is a modular zoom lens system that can be configured to fit nearly any application. Choose from a diverse assortment of video couplers, accessory optics, and a coaxial lighting option.

A magnification range of 6x-1200x offers incredible versatility, high contrast images, and vivid colors.

FEATURES

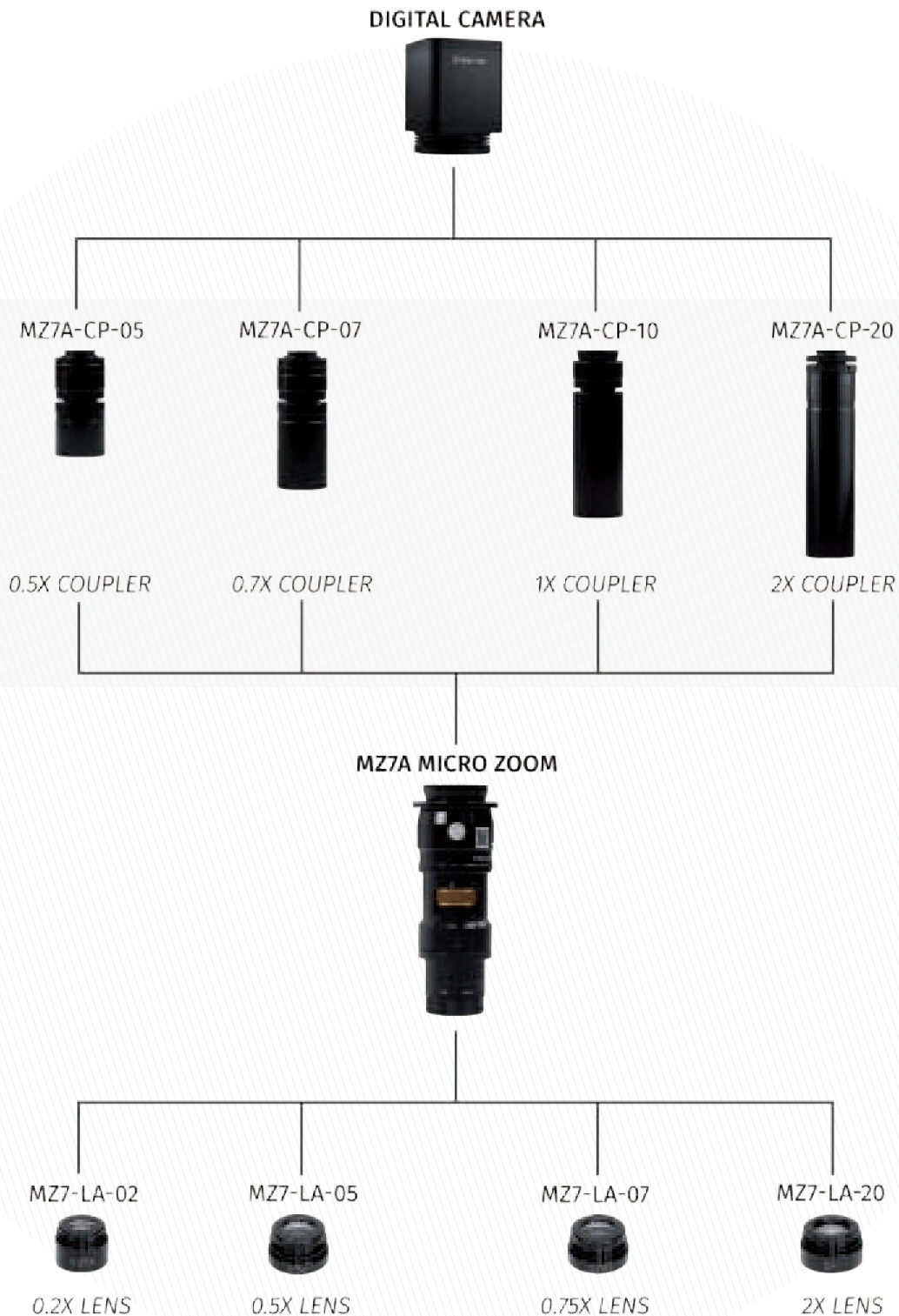
- Zoom Range 6X to 1200X
- Variable Working Distance
- High Numerical Aperture
- Coaxial Lighting Available



MZ7A MICRO ZOOM VIDEO SPECIFICATIONS BASED ON 23" MONITOR

		Video Coupler			
Auxiliary Lens		0.5X	0.67X	1X	2X
0.25X	MAG	6.1X - 39.3X	8.2X - 52.6X	12.2X - 78.6X	24.4X - 157.2X
	FOV (mm):	91.4 - 14.2	68.2 - 10.6	45.7 - 7.1	22.9 - 3.6
	WD (mm):	302	302	302	302
0.5X	MAG	12.2X - 78.6X	16.4X - 105.3X	24.4X - 157.2X	48.9X - 314.3X
	FOV (mm):	45.7 - 7.1	34.1 - 5.3	22.8 - 3.6	11.4 - 1.7
	WD (mm):	176	176	176	176
0.75X	MAG	18.3 - 117.9X	24.6X - 157.9X	36.7X - 253.7X	73.3X - 471.5X
	FOV (mm):	30.5 - 4.5	22.7 - 3.5	15.2 - 2.4	7.6 - 1.2
	WD (mm):	117	117	117	117
1X	MAG	24.4X - 157.2X	32.8X - 210.6X	48.9X - 314.3X	97.8X - 628.7X
	FOV (mm):	22.8 - 3.6	17.1 - 2.7	11.4 - 1.8	5.7 - 0.9
	WD (mm):	96	96	96	96
2X	MAG	48.9X - 314.3X	65.5X - 421.2X	97.8X - 628.7X	195.6X - 1257.3X
	FOV (mm):	11.4 - 1.8	8.5 - 1.3	5.7 - 0.9	2.8 - 0.4
	WD (mm):	35	35	35	35

MZ7A MICRO ZOOM CONFIGURATION CHART



NAVITAR ZOOM 7000 MACRO LENS

The Zoom 7000 offers unsurpassed clarity and parfocal zoom capabilities with a versatile close-focusing macro video lens that is specifically designed to be used in applications where objects are over 1" in diameter. It offers unsurpassed clarity and parfocal zoom capabilities. It is compatible with cameras 2/3" or smaller.

The Navitar® Zoom 7000 is ideal for quality assurance, biomedical imaging, or assembly applications where an easy-to-view, sharp, and true-to-life magnified image of your product can mean the difference between a shippable, top-quality end product and a costly manufacturing failure.

FEATURES

- Up to 90X with 23" Monitor
- Up to 54mm FOV at 10" WD
- High Depth of Field
- Manual Iris



MACRO ZOOM (CC-97-LN1) SPECS BASED ON 12" MONITOR

Working Distance		MAG	FOV
4.5" WD	High	60x	4.75mm
7.75" WD	High	30x	8.8mm
	Low	10x	25mm
8" WD	High	28x	9mm
	Low	9.75x	25.5mm
9" WD	High	24.5x	10.75mm
	Low	8.75x	30mm
10" WD	High	21.5x	11.8mm
	Low	7.75x	33.75mm

MACRO ZOOM (CC-97-LN1) SPECS BASED ON 23" MONITOR

Working Distance		MAG	FOV
5.5" WD	High	90x	5mm
	Low	20x	23mm
7" WD	High	64x	8mm
	Low	13x	34mm
8" WD	High	55x	9.5mm
	Low	11.5x	43mm
9" WD	High	47x	10.5mm
	Low	10x	48mm
10" WD	High	42x	12mm
	Low	9x	54mm

COMPUTAR MACRO ZOOM

Computar Manual Zoom Lenses provide manual adjustment of focal length, iris, and focus. For use where a variable angle of view is required. Primary applications for this lens include inspection, machine vision, and robotics.

1/2" 13-130mm 10X Close-up Manual Zoom, Manual Iris (C-Mount)

FEATURES

- Up to 60x magnification with a 1/2" sensor camera
- Up to 4" of FOV at 12" of working distance
- Iris, objective control (zoom), and focus built-in
- All optical adjustments lockable with set screws



COMPUTAR MACRO ZOOM (CC-97-LN1C) SPECS

Model No.	MLH-10X		Effective Lense	Front	Ø30mm		
Max. Magnification	0.084mm - 0.84mm		Aperture	Rear	Ø6.6mm		
Max. Aperture Ratio	1:5.6		Back Focal Length		23.29		
Max. Image Format	6.4mm X 4.8mm (Ø8mm)		Flange Back Length				
Operation Range	Iris	F5.6 - F32C	Mount		C-Mount		
	Focus	0.15m - 0.45m	Filter Size		M46 P = 0.75mm		
			Dimensions		Ø48mm x 98.5mm		
Control	Iris	Manual	Weight		260g		
	Focus	Manual					
	Zoom	Manual					
Object Size (1/2 type CCD)	Working Distance	152.4mm (6")	92.2mm - 9.6mm (D) 74.6mm - 7.8mm (H) 56.4mm - 5.9mm(V)				
	Distance	457.2mm (18")	349.4mm - 34.6mm(D) 279.2mm - 28.0mm(H) 208.8mm - 21.2mm(V)				
Object Size (1/3 type CCD)	Working Distance	152.4mm (6")	70.1mm - 7.3mm (D) 56.4mm - 5.9mm(H) 42.4mm - 4.4mm(V)				
	Distance	457.2mm (18")	261.6mm - 26.4mm(D) 208.8mm - 21.2mm(H) 156.2mm - 16.0mm(V)				
Object Size (1/4 type CCD)	Working Distance	152.4mm (6")	53.0mm - 5.6mm(D) 42.4mm - 4.4mm(H) 31.8mm - 3.4mm(V)				
	Distance	457.2mm (18")	208.8mm - 21.2mm(D) 156.2mm - 16.0mm(H) 117.0mm - 12.0mm(V)				
Angle of View	D	1/2 Type	21.6° - 4.5°	1/3 type	17.0° - 3.3°	1/4 type	13.0° - 2.5°
	H		18.0° - 3.6°		13.8° - 2.7°		10.6° - 2.0°
	V		13.8° - 2.7°		10.6° - 2.0°		8.0° - 1.5°
Operating Temperature	-20°C +50°C						



Optical Inspection Systems • Component Management Systems • X-Ray Inspection Systems

SMT PRODUCTION SOLUTIONS FOR THE ELECTRONIC INDUSTRY

SCIENSCOPE INTERNATIONAL
HEADQUARTERS IN CHINO, CA.
Tel. (909) 590 - 7273
Info@sciencescope.com